



Australian Government
Department of Industry,
Science and Resources

**National
Measurement
Institute**

36 Bradfield Road, West Lindfield NSW 2070

**Cancelled
Certificate of Approval
NMI 14/3/41**

Issued by the Chief Metrologist under Regulation 60
Cancelled by the Chief Metrologist under Regulation 82
of the
National Measurement Regulations 1999

This is to certify that an approval for use for trade has been granted in respect of the instruments herein described.

Sanchuan DN20 Ultrasonic Water Meter

submitted by Sanchuan Wisdom Technology Co., Ltd.
Sanchuan Hydraulic Industrial Park, Longgang Section
Hi-Tech Development Zone
Yingtang
Jiangxi 335000
CHINA

NOTE: This Certificate relates to the suitability of the pattern of the instrument for use for trade only in respect of its metrological characteristics. This Certificate does not constitute or imply any guarantee of compliance by the manufacturer or any other person with any requirements regarding safety.

This approval has been granted with reference to document NMI R 49-1 *Water meters for cold potable water and hot water, Part 1 Metrological and technical requirements*, dated May 2022.

This approval is subject to review at the decision of the Chief Metrologist in accordance with the conditions specified in the document NMI P 106.

DOCUMENT HISTORY

Rev	Reason/Details	Date
0	Pattern & Variants 1 & 2 approved – certificate issued	28/03/18
1	Variant 3 approved – certificate issued	11/04/19
2	Variant 4 approved – certificate issued	09/02/23
3	Variant 4 amended, Variant 5 provisionally approved – certificate issued	19/09/23
4	Pattern and Variants 1 to 5 cancelled – certificate issued	11/09/24

CONDITIONS OF APPROVAL

General

Instruments purporting to comply with this approval shall be marked with pattern approval number 'NMI 14/3/41' and only by persons authorised by the submitter.

It is the submitter's responsibility to ensure that all instruments marked with this approval number are constructed as described in the documentation lodged with the National Measurement Institute (NMI) and with the relevant Certificate of Approval and Technical Schedule. Failure to comply with this Condition may attract penalties under Section 19B of the National Measurement Act and may result in cancellation or withdrawal of the approval, in accordance with document NMI P 106.


Cancellation

This approval has been cancelled with respect to **new instruments** as of 11/09/24.

Any instrument that was manufactured prior to 11/09/24 and marked with the approval number 'NMI 14/3/41' may continue to be used for trade.

New instruments must not be manufactured and marked with the approval number 'NMI 14/3/41' on or after 11/09/24.

Signed by a person authorised by the Chief Metrologist to exercise their powers under Regulation 60 and Regulation 82 of the *National Measurement Regulations 1999*.



Phillip Mitchell
A/g Manager
Policy and Regulatory Services

TECHNICAL SCHEDULE No 14/3/41

1. Description of Pattern **approved on 28/03/18**

A Sanchuan DN20 Ultrasonic water meter (Figures 1 and 2) used to measure cold potable water for supply for trade.

1.1 Field of Operation

The field of operation of the measuring system using the Sanchuan DN20 Ultrasonic water meter is determined by the following characteristics:

Minimum flow rate, Q_1	0.01 m ³ /h
Transition flow rate, Q_2	0.016 m ³ /h
Maximum continuous flow rate, Q_3 :	4.0 m ³ /h
Overload flow rate, Q_4	5.0 m ³ /h
Flow rate ratio, Q_3/Q_1 :	400
Temperature class:	T50
Maximum admissible temperature:	50 °C
Maximum admissible pressure:	1600 kPa
Pressure loss class:	Δp 40
Accuracy class:	2
Flow profile sensitivity class:	U0/D0 – see clause 1.3
Electromagnetic class:	E1 (residential, commercial, light industrial)
Environmental class:	B & O (indoor and outdoor)
Orientation:	All positions
Flow Direction:	Forward only
Power supply:	Non-replaceable battery (3.0-3.6 V)

1.2 Features/Functions

The pattern consists of an ultrasonic flow sensor and an indicating flow converter (calculator/indicator) and has features/functions as listed below:

Connection type: Threaded end connections type standard R3/4 G1

Display: A digital, electronic, liquid crystal display allowing for a maximum indication range of 9,999,999.9999 m³ in 0.0001 m³ increments

Communications⁽¹⁾: Optical output

Materials: Flow tube: Brass

Meter casing: Polymer material

Meter length: 154 mm

Non-return device: Check valves

⁽¹⁾ The pattern and variants may be fitted and/or configured with the communication options listed in this Certificate. However, the primary indication of volume displayed by the indicating device of the meter is the approved indication of volume.

1.3 Conditions

1.3.1 Installation Conditions:

No flow straightener or flow conditioner is required.

The flow profile class is U0/D0 (Accuracy Class 2).

An optional strainer may be fitted.

1.4 Water Quality

The meter is approved for use in the metering of potable water supplies.

1.5 Firmware

The meter is approved for use with firmware version v5708.9.

1.6 Verification Provision

Provision is made for the application of a verification mark.

1.7 Sealing Provision

The meter is mechanically sealed via the snap-fitting of the upper and lower sections of the meter casing, such that attempts to mechanically access the meter will result in evidence of tampering. Additional mechanical seal may be applied (Figure 3) Electronic access to meter functions may be locked to prevent unauthorised access.

1.8 Descriptive Markings

Instruments are marked with the following data, either grouped or distributed on the casing, the indicating device dial or an identification plate (Figures 4, 5 and 6):

Manufacturer's name or mark	Sanchuan
Serial number	...
Pattern approval number	NMI 14/3/41
Numerical value of maximum continuous flow rate, Q_3 ...	
Flow rate ratio, Q_3/Q_1	...
Unit of measurement	m^3
Maximum admissible pressure ⁽¹⁾	1600 kPa
Maximum pressure loss ⁽²⁾	40 kPa or Δp 40
Temperature class ⁽³⁾	T50
Orientation ⁽⁴⁾	...
Flow profile sensitive class ⁽⁵⁾	U0/D0
Direction of flow	→ or similar
Accuracy class ⁽⁶⁾	2

⁽¹⁾ Optional for meters with MAP = 1400 kPa

⁽²⁾ Optional for class $\Delta p63$

⁽³⁾ Optional for T30 meters

⁽⁴⁾ Optional for meters approved for all orientations

⁽⁵⁾ Optional for U0/D0 class meters

⁽⁶⁾ Optional for class 2 meters

For instruments that incorporate electronic devices, the following information can either be physically marked on the instrument or provided electronically via the indicating device or similar means:

Electromagnetic class	E1
Environmental class	B or O
For meters with an external power supply	the voltage and frequency
For battery powered meters	a replacement date or similar indication of expected battery life

2. Description of Variant 1

approved on 28/03/18

The Sanchuan DN20 Ultrasonic water meter is approved with the flowrates and technical characteristics as listed below in Table 1. The Pattern is included in **bold** for completeness.

Table 1 – Flowrates and technical characteristics for DN20

Meter size	DN20	DN20	DN20
Minimum flowrate Q ₁ (m ³ /h)	0.01	0.013	0.016
Transitional flowrate Q ₂ (m ³ /h)	0.016	0.02	0.0256
Maximum continuous flowrate Q ₃ (m ³ /h)	4.0		
Overload flowrate Q ₄ (m ³ /h)	5.0		
Ratio Q ₃ /Q ₁	400	315	250
Meter Length (mm)	154		
Maximum Admissible Pressure (kPa)	1600 or 1400		
Pressure loss class	Δp 63 or Δp 40		
Verification scale interval (m ³)	0.0001		

3. Description of Variant 2

approved on 28/03/18

A Sanchuan DN25 Ultrasonic water meter (Figures 7 and 8) with the flowrates and technical characteristics as listed below in Table 2.

Table 2 – Flowrates and technical Characteristics for DN25

Meter size	DN25	DN25	DN25
Minimum flowrate Q ₁ (m ³ /h)	0.01575	0.02	0.0252
Transitional flowrate Q ₂ (m ³ /h)	0.0252	0.032	0.04
Maximum continuous flowrate Q ₃ (m ³ /h)	6.3		
Overload flowrate Q ₄ (m ³ /h)	7.875		
Ratio Q ₃ /Q ₁	400	315	250
Meter Length (mm)	178		
Maximum Admissible Pressure (kPa)	1600 or 1400		
Pressure loss class	Δp 63 or Δp 40		
Verification scale interval (m ³)	0.0001		

4. Description of Variant 3

approved on 11/04/19

The Pattern and Variants may be marked with the alternative branding of Landis+Gyr (Figure 9 and Figure 10).

5. Description of Variant 4

**approved on 09/02/23
amended on 19/09/23
amended on 11/09/24**

The Pattern and Variants are approved with the alternative firmware versions specified in Table 3. Firmware version information is available in the selectable menus accessible via the meter display.

Table 3 – Approved Firmware Versions

Firmware version number	Notes
v5708.9	Approved with pattern
v12700.09	New metrology firmware
v5734.02	Supports additional security features
v5735.05	Supports communications improvements
v5738.03	Supports additional features

6. Description of Variant 5

**provisionally approved on 19/09/23
amended on 11/09/24**

The Pattern and Variants are approved with the alternative firmware version: v5738.04. Firmware version information is available in the selectable menus accessible via the meter display. Firmware version v5738.04 may be uploaded remotely without the need for subsequent verification.

TEST PROCEDURE No 14/3/41

Water meters tested for verification shall comply with the Certificate of Approval, Technical Schedule, and the maximum permissible errors for verification at the operating conditions in effect at the time of verification. Maximum permissible errors for the verification of water meters are given in the *National Trade Measurement Regulations 2009* (Cth).

Water meters shall be verified in accordance with the following national instrument test procedures:

- NITP 14.0 – Utility meters – general requirements
- NITP 14.3 – Utility meters – water meters

NOTE: NMI reserves the right to vary this procedure. Any such variation shall be notified in writing by NMI.

FIGURE 14/3/41 – 1



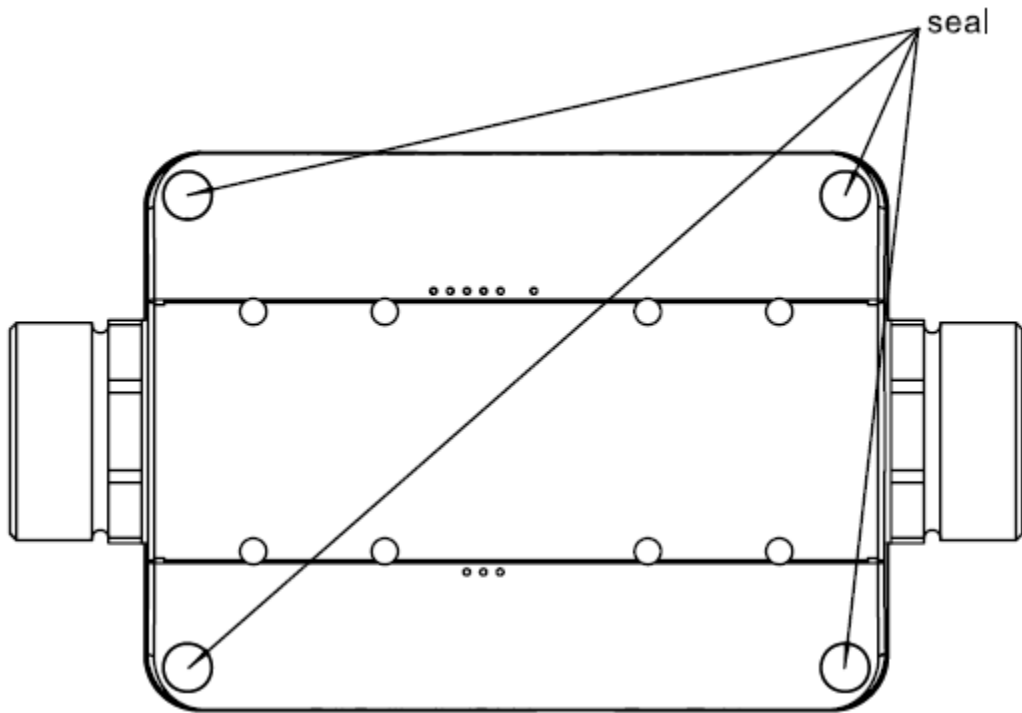
Sanchuan DN20 Ultrasonic water meter – cover open (the Pattern)

FIGURE 14/3/41 – 2



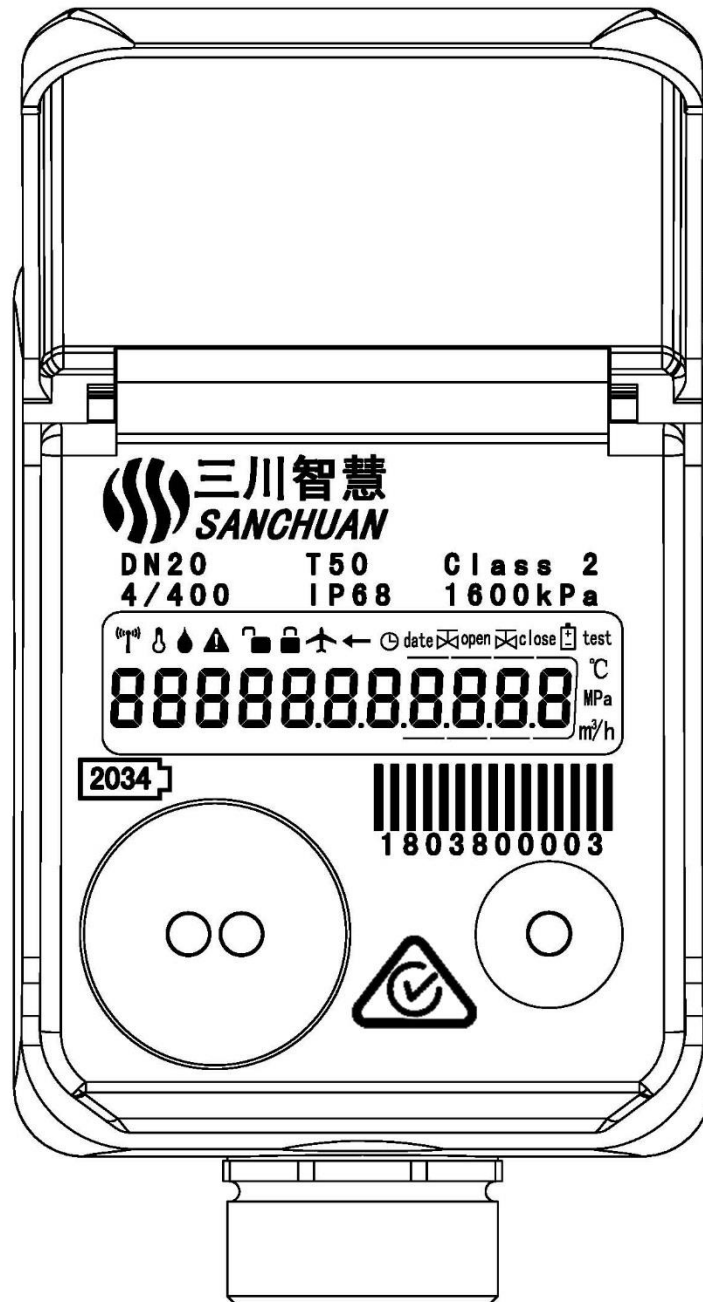
Sanchuan DN20 Ultrasonic water meter – cover closed (the Pattern)

FIGURE 14/3/41 – 3



Sanchuan DN20 Ultrasonic water meter – Sealing (the Pattern)

FIGURE 14/3/41 – 4



Sanchuan DN20 Ultrasonic water meter – Markings (the Pattern)

FIGURE 14/3/41 – 5



Sanchuan DN20 Ultrasonic water meter – Direction of flow marking

FIGURE 14/3/41 – 6



Alternative marking arrangements

FIGURE 14/3/41 – 7



Sanchuan DN25 Ultrasonic water meter – cover open (Variant 2)

FIGURE 14/3/41 – 8



Sanchuan DN25 Ultrasonic water meter – cover closed (Variant 2)

FIGURE 14/3/41 – 9



Alternative branding (cover closed) – Landis+Gyr (Variant 3)

FIGURE 14/3/41 – 10



Alternative branding (cover open) – Landis+Gyr (Variant 3)

~ End of Document ~