



Australian Government
Department of Industry,
Science and Resources

**National
Measurement
Institute**

36 Bradfield Road, West Lindfield NSW 2070

**Certificate of Approval
NMI 14/2/126**

Issued by the Chief Metrologist under Regulation 60
of the
National Measurement Regulations 1999

This is to certify that an approval for use for trade has been granted in respect of the instruments herein described.

Montreaux Pty Ltd T/a MATElec Australia model FKW-15130/NMI Class 1
Electricity Meter

submitted by Montreaux Pty Ltd
 5 Telford Drive
 SHEPPARTON VIC 3630

NOTE: This Certificate relates to the suitability of the pattern of the instrument for use for trade only in respect of its metrological characteristics. This Certificate does not constitute or imply any guarantee of compliance by the manufacturer or any other person with any requirements regarding safety.

This approval has been granted with reference to document NMI M 6-1 *Active-Energy Electricity Meters. Part 1: Metrological and Technical Requirements*, June 2022.

This approval is subject to review at the decision of the Chief Metrologist in accordance with the conditions specified in the document NMI P 106.

DOCUMENT HISTORY

Rev	Reason/Details	Date
0	Pattern approved – certificate issued	04/04/24
1	Pattern amended (model) – certificate issued	27/08/24

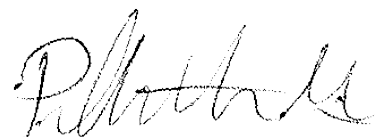
CONDITIONS OF APPROVAL

General

Instruments purporting to comply with this approval shall be marked with approval number 'NMI 14/2/126' and only by persons authorised by the submittor.

It is the submittor's responsibility to ensure that all instruments marked with this approval number are constructed as described in the documentation lodged with the National Measurement Institute (NMI) and with the relevant Certificate of Approval and Technical Schedule. Failure to comply with this Condition may attract penalties under Section 19B of the National Measurement Act and may result in cancellation or withdrawal of the approval, in accordance with document NMI P 106.

Signed by a person authorised by the Chief Metrologist to exercise their powers under Regulation 60 of the *National Measurement Regulations 1999*.



Phillip Mitchell
Acting Manager
Policy and Regulatory Services

TECHNICAL SCHEDULE No 14/2/126

1. Description of Pattern

**approved on 04/04/24
amended on 27/08/24**

A Montreaux Pty Ltd T/a MATElec Australia model FKW-15130/NMI single phase Class 1 direct connected static kilowatt hour meter (Figure 1) used to measure electrical energy.

1.1 Field of Operation

The field of operation of the measuring system is determined by the following characteristics:

- Number of phases 1
- Number of wires 3
- Reference frequency 50 Hz
- Reference ambient temperature ranges:
 - specified range of operation -20 to 70 °C
 - limit range of operation -20 to 70 °C
- Rated voltage 230 V AC
- Rated currents: Basic current, I_b 5 A
Maximum current, I_{max} 100 A
- Meter constant 1000 imp/kWh
- Accuracy class 1

1.2 Features/Functions

- Liquid crystal digital indicators having a maximum display of 999999.9 kWh
- DIN-rail mounting
- Measurement in both positive and negative directions (import and export)

Note: The pattern is NOT fitted with an internal clock.

1.3 Verification Provision

Provision is made for the application of a verification mark.

1.4 Sealing Provision

Provision is made for the sealing of devices and parameters that have a metrologically significant effect and that determine the measurement result by the application of tamper-evident seals (Figure 2).

1.5 Descriptive Markings

Instruments are clearly and permanently marked with the following data, in the vicinity of the indicating device (Figure 2), in the form shown right:

Manufacturer's mark, or name written in full
Model designation
Serial number
Pattern approval mark	NMI 14/2/126
Number of phases
Number of wires
Reference frequency Hz
Temperature limits (if other than -10 to 60 °C)	... to ... °C
Meter constant
Rated voltage AC
Rated currents:	I_b A
	I_{max} A
Accuracy class	...
	Indoor use only

1.6 Harmonics

Instruments purporting to comply with this approval are suitable for use where the harmonics do not exceed those specified in NMI M 6-1:2022.

TEST PROCEDURE No 14/2/126

Instruments tested for verification shall comply with the certificate of approval and technical schedule, and the maximum permissible errors for verifications at the operating conditions in effect at the time of verification.

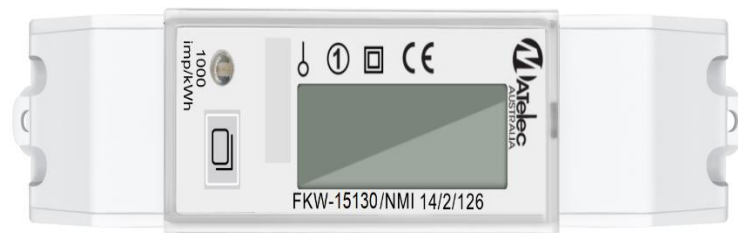
The maximum permissible errors are specified in the *National Trade Measurement Regulations 2009* (Cth).

Meters shall be verified in accordance with NITP 14 *National Instrument Test Procedures for Utility Meters*.

Evidence of verification shall be confirmed via the meter serial number and certificate of verification issued by a utility meter verifier in accordance with NITP 14.

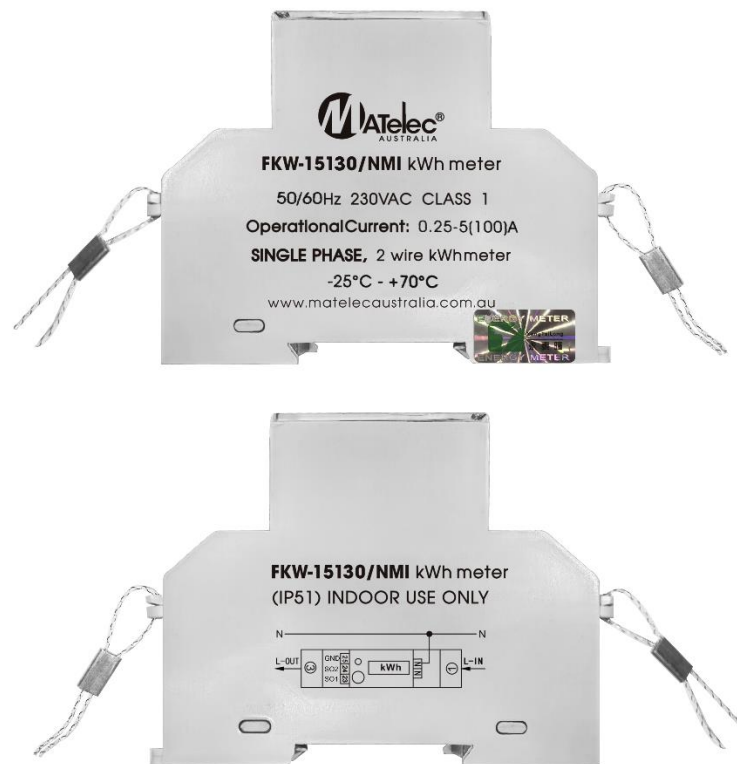
NOTE: NMI reserves the right to vary this procedure. Any such variation shall be notified in writing by NMI.

FIGURE 14/2/126 – 1



MATElec Australia model FKW-15130/NMI electricity meter

FIGURE 14/2/126 – 2



MATElec Australia model FKW-15130/NMI electricity meter (example of required markings on sides of meter/typical mechanical sealing)

~ End of Document ~