



Australian Government
**National Measurement
Institute**

Bradfield Road, West Lindfield NSW 2070

Cancellation
Certificate of Approval No 6/4D/307

Issued by the Chief Metrologist under Regulation 60
of the
National Measurement Regulations 1999

This is to certify that the approval for use for trade granted in respect of the



Bizerba Model SC-H 200 Weighing Instrument

submitted by OBS Equipment Pty Ltd
 32 Baldwin Road
 Altona North VIC 3025

has been cancelled in respect of new instruments as from 1 June 2007.

Signed by a person authorised by the Chief Metrologist
to exercise his powers under Regulation 60 of the
National Measurement Regulations 1999.

A handwritten signature in black ink, appearing to be 'J. G. T.', written in a cursive style.



National Standards Commission

12 Lyonpark Road, North Ryde NSW

Certificate of Approval

No 6/4D/307

Issued under Regulation 60
of the
National Measurement Regulations 1999

This is to certify that an approval for use for trade has been granted in respect of the

Bizerba Model SC-H 200 Weighing Instrument

submitted by OBS Equipment Pty Ltd
 32 Baldwin Road
 Altona North VIC 3025.

NOTE: This Certificate relates to the suitability of the pattern of the instrument for use for trade only in respect of its metrological characteristics. This Certificate does not constitute or imply any guarantee of compliance by the manufacturer or any other person with any requirements regarding safety.

CONDITIONS OF APPROVAL

This approval becomes subject to review on 1 June 2007, and then every 5 years thereafter.

Instruments purporting to comply with this approval shall be marked NSC No 6/4D/307 and only by persons authorised by the submitter.

It is the submitter's responsibility to ensure that all instruments marked with this approval number are constructed as described in the documentation lodged with the Commission and with the relevant Certificate of Approval and Technical Schedule. Failure to comply with this Condition may attract penalties under Section 19B of the National Measurement Act and may result in cancellation or withdrawal of the approval, in accordance with the Commission's Document NSC P 106.

The Commission reserves the right to examine any instrument or component of an instrument purporting to comply with this approval.

Auxiliary devices used with this instrument shall comply with the requirements of General Supplementary Certificate No S1/0/A.

Special: for provisional variant 6

Instruments purporting to comply with the provisional variant shall be marked NSC No P6/4D/307 and only by persons authorised by the submitter.

In the event of unsatisfactory performance this approval may be withdrawn.

DESCRIPTIVE ADVICE

Pattern: approved 22 May 2002

- A Bizerba model SC-H 200 multi-interval price-computing weighing instrument of 30 kg maximum capacity.

Variants: approved 22 May 2002

1. The pattern and certain models of the SC-H 100, SC-H 200, SC-H 500, and SC-H 800 series as single interval instruments.
2. Certain models of the SC-H 100 series.
3. Certain models of the SC-H 500 series.
4. The model SC-H 800.
5. Models of the SC-H series connected in a network.

Variant: provisionally approved 22 May 2002

6. Models of the SC-H series connected in a network using wireless LAN (local area network) technology.

Technical Schedule No 6/4D/307 describes the pattern and variants 1 to 6.

FILING ADVICE

The documentation for this approval comprises:

Certificate of Approval No 6/4D/307 dated 25 June 2002
Technical Schedule No 6/4D/307 dated 25 June 2002 (incl. Test Procedure)
Figures 1 to 6 dated 25 June 2002

Signed by a person authorised under Regulation 60 of the National Measurement Regulations 1999 to exercise the powers and functions of the Commission under this Regulation.

A handwritten signature in black ink, appearing to read "Jim Bennett". The signature is written in a cursive style with a large initial "J" and "B".

THIS PAGE INTENTIONALLY BLANK

TECHNICAL SCHEDULE No 6/4D/307

Pattern: Bizerba Model SC-H 200 Weighing Instrument.

Submittor: OBS Equipment Pty Ltd
32 Baldwin Road
Altona North VIC 3025

1. Description of Pattern

A Bizerba model SC-H 200 multi-interval self-indicating price-computing weighing instrument (Figures 1 and 2) with a verification scale interval (e_1) of 0.002 kg up to 6 kg and with a verification scale interval (e_2) of 0.005 kg from 6 kg up to the maximum capacity of 15 kg.

The instrument has an operator keyboard and display integrated into the instrument body, and a column-mounted customer display. Each display is a liquid crystal dot matrix type, on which weight, unit price and price information, together with alphanumeric information relating to product look up (PLU) items, is displayed. In addition when a tare or pre-set tare is operational a display of the tare value is provided.

Instruments may be fitted with an integral label or ticket printer. A suffix to the model number indicates the printer type, e.g. the model SC-H 200 T is provided with a thermal receipt printer while the model SC-H 200 E has a thermal label printer.

Instruments have unit price to \$9999.99/kg, price to \$9999.99, a product look up (PLU) facility, and may be fitted with output sockets for the connection of peripheral and/or auxiliary devices.

Instruments may be provided with a 53 key PLU keyboard.

1.1 Zero

Zero is automatically corrected to within $\pm 0.25e_1$ whenever power is applied and whenever the instrument comes to rest within $0.5e_1$ of zero.

The instrument has an initial zero-setting device with a nominal range of not more than 20% of the maximum capacity of the instrument.

One of the instrument keys may be configured to operate a semi-automatic zero-setting device with a nominal range of not more than 4% of the maximum capacity of the instrument.

1.2 Tare

A semi-automatic subtractive tare device of up to maximum capacity may be fitted. In addition, a keyboard-entered pre-set subtractive tare device of up to 6 kg maximum capacity may be fitted.

A separate display of the tare value is provided whenever a tare is active.

Pre-set tare values may also be associated with PLU keys.

1.3 Display Check

A display check is initiated whenever power is applied.

1.4 Levelling

The instrument is provided with adjustable feet and adjacent to the level indicator is a notice advising that the instrument must be level when in use.

1.5 Verification/Certification Provision

Provision is made for a verification/certification mark to be applied.

1.6 Sealing Provision

Provision is made for the calibration adjustments to be sealed by means of a destructible adhesive label, or lead and wire seal, used to prevent removal of the plate that provides access to the pins that allow calibration (Figure 3).

1.7 Markings

Instruments carry the following markings:

Manufacturer's mark, or name written in full	Bizerba, Germany
Name or mark of manufacturer's agent	OBS Equipment
Indication of accuracy class	Ⓜ
Pattern approval mark for the instrument	NSC No 6/4D/307
Maximum capacity	Max/..... kg *
Minimum capacity	Min kg *
Verification scale interval	e =/..... kg *
Tare capacity	T = - kg
Serial number of the instrument

* These markings shall also be shown near the display of the result if they are not already located there.

2. Description of Variants

2.1 Variant 1

The pattern and certain other models of the SC-H 100, SC-H 200, SC-H 500, and SC-H 800 series as single interval instruments. Instruments may be fitted with a semi-automatic subtractive tare device and/or a keyboard-entered pre-set subtractive tare device, each of up to maximum capacity. Instruments may be in capacities as listed below:

- Of 6 kg maximum capacity with a verification scale interval of 0.002 kg.
- Of 15 kg maximum capacity with a verification scale interval of 0.005 kg.
- Of 30 kg maximum capacity with a verification scale interval of 0.01 kg.

2.2 Variant 2

Certain models of the SC-H 100 series as listed below.

- Model SC-H 100 (Figures 2 and 4) which is similar to the pattern but has the customer display integrated into the instrument body.
- Model SC-H 100 G (Figure 2) which is similar to the model SC-H 100 but has the basework in a separate unit to the display/printer.

2.3 Variant 3

(i) Certain models of the SC-H 500 series as listed below.

- Model SC-H 500 SB1 (Figures 2 and 5) which is similar to the pattern but with the display, printer and keyboard mounted on a column. It has an additional PLU keyboard with up to 96 keys.
- Model SC-H 500 SB2 (Figure 2) which is similar to the model SC-H 500 SB1 but has two additional PLU keyboards each with up to 96 keys.

(ii) Certain other models of the SC-H 500 series as listed below. These instruments are intended for self-service operation only, and all the operator interface keys of the pattern (other than the PLU keyboards) are covered.

The use of the totalisation across instruments arrangement described in variant 5 is not approved in this self-service arrangement.

- Model SC-H 500 QS1 which is similar to the model SC-H 500 SB1.
- Model SC-H 500 QS2 which is similar to the model SC-H 500 SB2.

2.4 Variant 4

The model SC-H 800 (Figure 6) which is similar to the pattern but with the display, printer and keyboard mounted on a column.

2.5 Variant 5

The models of the SC-H series may be connected in a network with compatible Commission-approved Bizerba instruments, to share common PLU data, for totalisation across instruments (that is, transactions entered by an operator at different instruments can be totalised at any instrument in the network), and to accumulate and retrieve management information.

In addition, the network may be interfaced with a computer for the collection of management data, or the downloading of PLU data.

Note: The weighing and price-computing functions of each weighing instrument in the network are independent, and the removal, repair or replacement of a particular weighing instrument does not necessitate reverification of any other weighing instrument in the network.

2.6 Variant 6

The models of the SC-H series may be connected in a network (as described in variant 5) but using wireless LAN (local area network) technology rather than a physical connection.

TEST PROCEDURE

Instruments should be tested in accordance with any relevant tests specified in the Uniform Test Procedures.

Maximum Permissible Errors at Verification/Certification

The maximum permissible errors for increasing and decreasing loads on initial verification/certification for loads, m , expressed in verification scale intervals, e , are:

- $\pm 0.5 e$ for loads $0 \leq m \leq 500$;
- $\pm 1.0 e$ for loads $500 < m \leq 2\,000$; and
- $\pm 1.5 e$ for loads $2\,000 < m \leq 10\,000$.

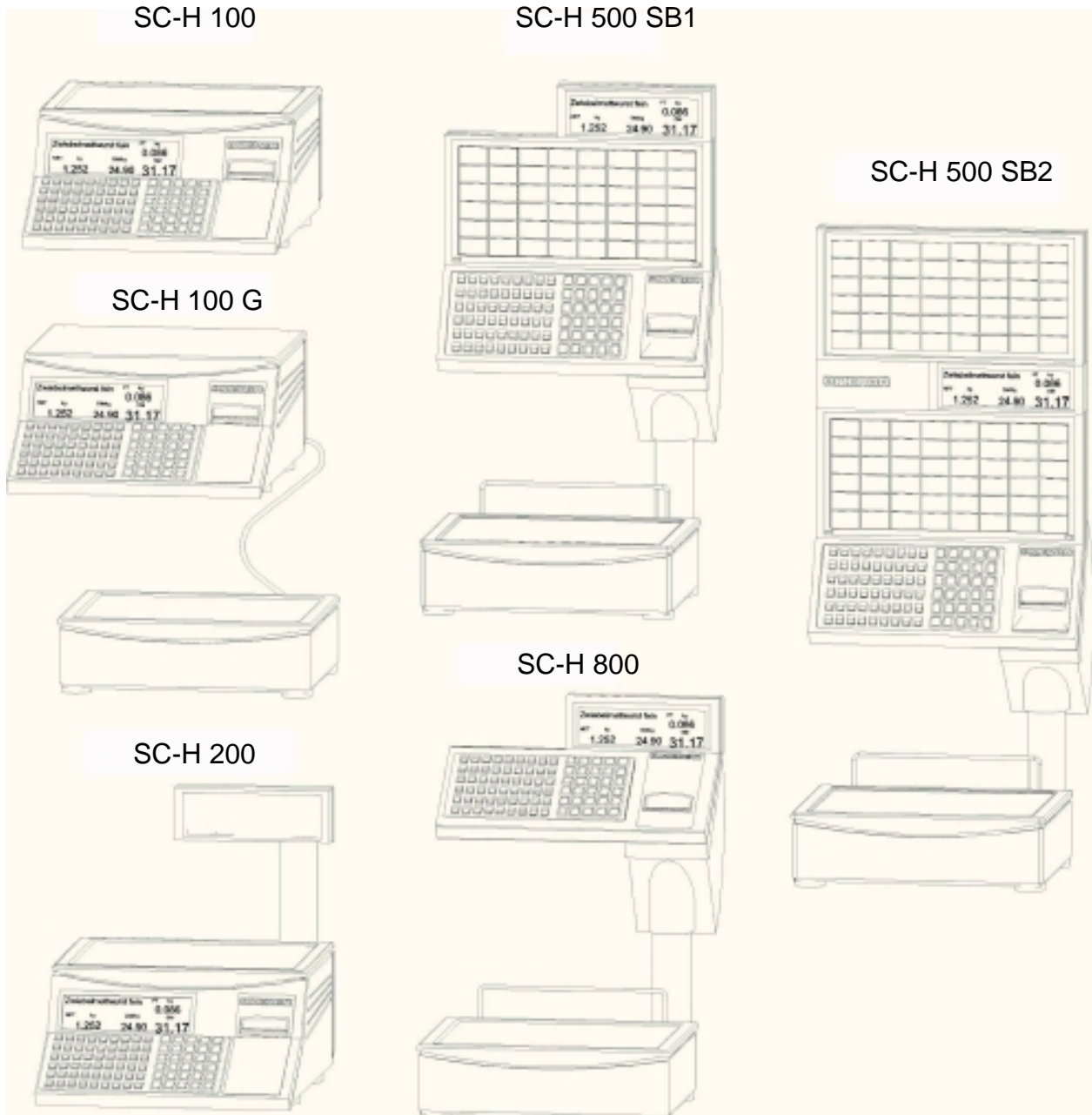
For multi-interval instruments with verification scale intervals of e_1, e_2, \dots , apply e_1 for zero adjustment, and for maximum permissible errors apply e_1, e_2, \dots , as applicable for the load.

FIGURE 6/4D/307 - 1



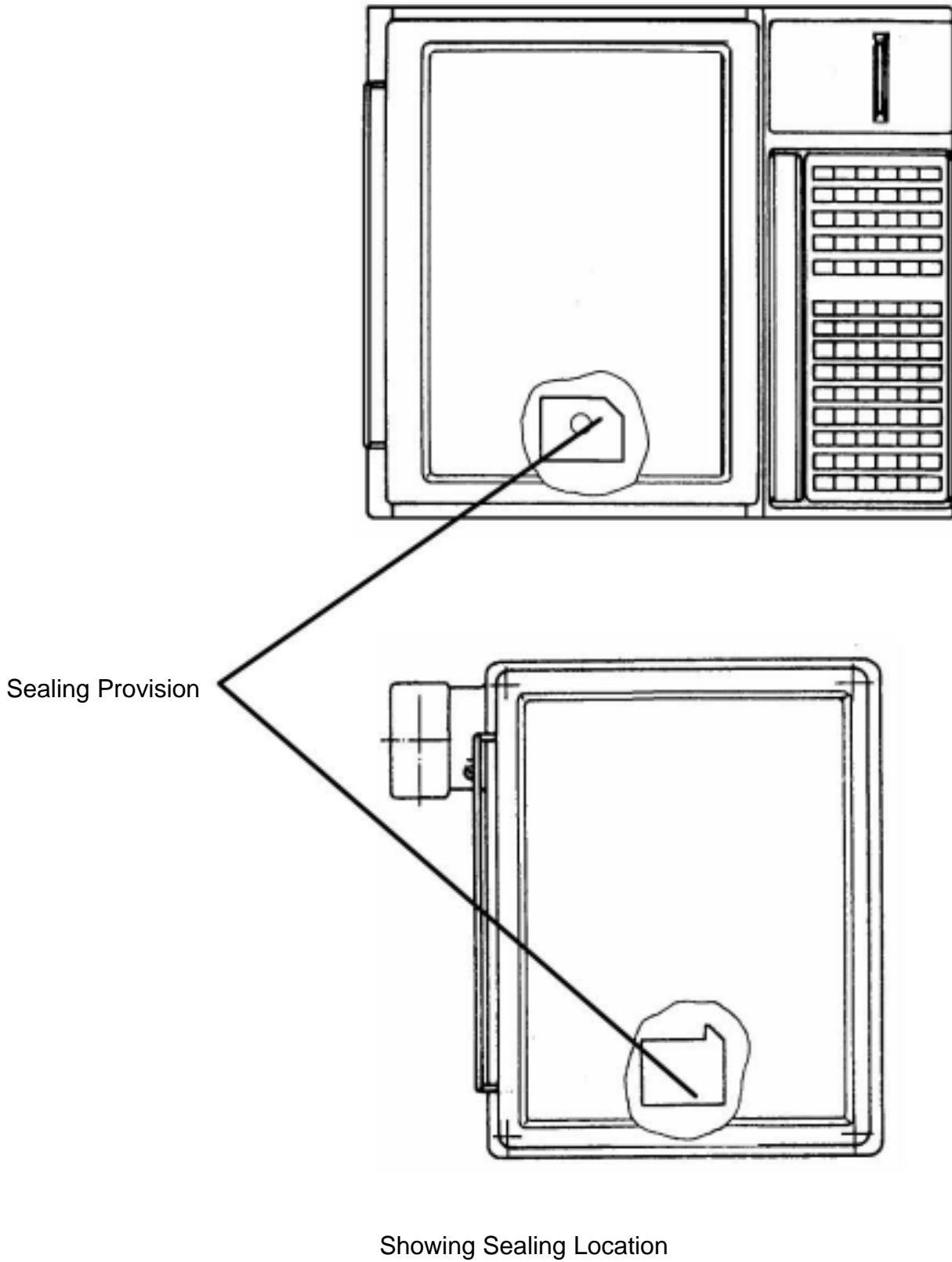
Bizerba Model SC-H 200 Weighing Instrument

FIGURE 6/4D/307 - 2



Overview of SC-H Series

FIGURE 6/4D/307 - 3



6/4D/307
25 June 2002

FIGURE 6/4D/307 - 4



Bizerba Model SC-H 100 Weighing Instrument

FIGURE 6/4D/307 - 5



Bizerba Model SC-H 500 SB1 Weighing Instrument

6/4D/307
25 June 2002

FIGURE 6/4D/307 - 6



Bizerba Model SC-H 800 Weighing Instrument